



Chintaly Imports

ASSEMBLY INSTRUCTION

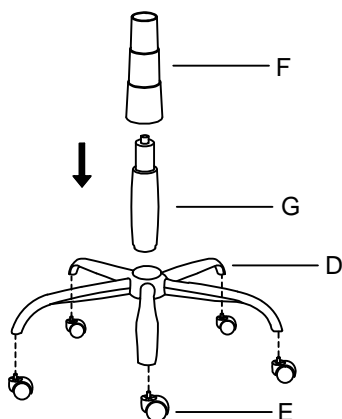
ITEM NO.: 7275-CCH

THANK YOU FOR PURCHASING THIS QUALITY PRODUCT.

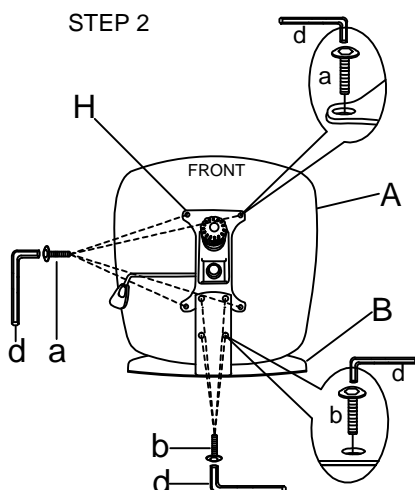
BE SURE TO CHECK ALL PACKING MATERIAL CAREFULLY FOR SMALL PARTS THAT MAY HAVE COME LOOSE INSIDE.

THE CARTON DURING TRANSIT.

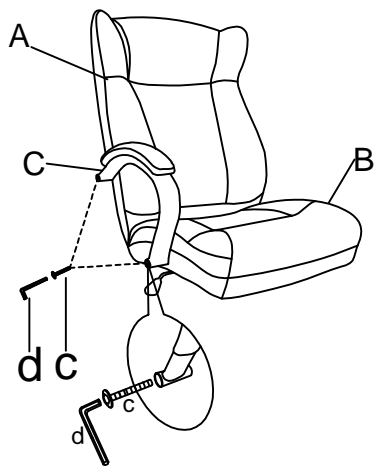
STEP 1



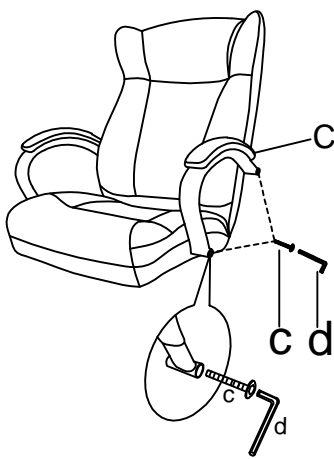
STEP 2



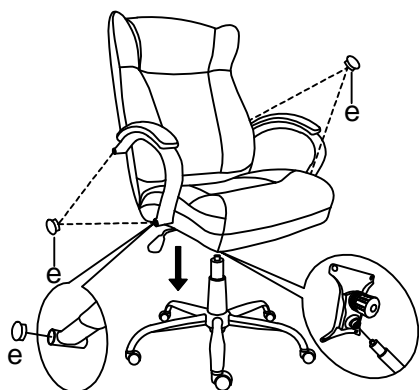
STEP 3



STEP 4



STEP 5



FINISH



PART LIST

NO	DESC	SIZE (MM)	SKETCH	QTY
A	BACK	750X550 X130		1 PC
B	SEAT	550X520 X120		1 PC
C	ARMREST	445X300 X50		1 SET
D	STARBASE	R350X100		1 PC
E	CASTORS	90X60X55		5 PCS
F	GASLIFT COVER	R32.5XL65		1 PC
G	GASLIFT	R25XL220		1 PC
H	SWIVEL TRAY	510X270 X205		1 PC

HARDWARE LIST

NO	DESC	SIZE (MM)	SKETCH	QTY
a	SCREW	M6X20		4 PCS
b	SCREW	M6X30		4 PCS
c	SCREW	M8X45		4 PCS
d	SPANNER	M6		1 PC
e	SCREW COVER	R9X8		4 PCS

MADE IN CHINA